

6

AFFIDAVIT SUBMITTED BY

Jane McCollum

Chief Deputy Treasurer

NAVARRO COUNTY TREASURER

STATE OF TEXAS


COUNTY OF NAVARRO

Before me, the undersigned authority, on this day personally appeared the following named persons, and after being duly sworn, deposes and says: Honorable H. M. Davenport, Jr., County Judge, Honorable Jason Grant, Commissioner Pct. 1, Honorable Eddie Perry, Commissioner Pct. 2, Honorable Eddie Moore, Commissioner Pct. 3, and Honorable James Olsen, Commissioner Pct. 4.

I, Jane McCollum, Navarro County Chief Deputy Treasurer, on this 25<sup>th</sup> day of July, 2022 present to the Navarro County Commissioners Court the revised Monthly Financial Report for the month ending on June, 2022 for the court to review and approve. This report is in compliance with section 114.026 of the Local Government Code, so therefore we hereby execute this affidavit for publication.


With this signed affidavit, We the Commissioners Court, state that the requirements of Subsection (C) have been met with the examination of this report.

Signed and executed this 25<sup>th</sup> day of July, 2022.

  
\_\_\_\_\_  
H. M. Davenport Jr. – County Judge

\_\_\_\_\_  
Jason Grant – Commissioner Pct 1

  
\_\_\_\_\_  
Eddie Perry – Commissioner Pct 2


  
\_\_\_\_\_  
Eddie Moore – Commissioner Pct 3

\_\_\_\_\_  
James Olsen – Commissioner Pct 4

SWORN AND SUBSCRIBED TO BEFORE ME, this 25<sup>th</sup> day of July, 2022 by H. M. Davenport, Jr., Jason Grant, Eddie Perry, Eddie Moore, and James Olsen, in their official capacities as the members of the Navarro County Commissioners Court.

ATTEST




  
\_\_\_\_\_  
Sherry Dowd – Navarro County Clerk

**NAVARRO COUNTY, TEXAS  
REPORT OF CASH AND INVESTMENTS  
FOR THE MONTH OF JUNE, 2022**

FUND	BEGINNING BALANCE	RECEIPTS	BANK INTEREST	DISBURSEMENTS	ENDING BALANCE	TEX POOL BEGINNING BAL	TEX POOL DEP/WD	TEX POOL INTEREST	TEX POOL ENDING BAL	TOTAL
GENERAL	19,790,120.26	1,554,305.94	3,242.31	2,388,882.72	18,958,785.79	736,044.51	-	727.77	736,772.28	19,695,558.07
COMMUNITY SUPERVISION	147,449.31	175,710.00	38.48	88,487.43	234,710.36	98,095.30	-	96.98	98,192.28	332,902.64
JUVENILE PROBATION	85,622.87	29,075.00	11.74	30,759.60	83,950.01	8,042.35	-	7.93	8,050.28	92,000.29
FLOOD CONTROL	2,127,492.38	5,873.67	349.91	14,565.00	2,119,150.96	2,276.09	-	2.24	2,278.33	2,121,429.29
ROAD & BRIDGE - PCT 1	810,770.31	37,682.38	127.56	142,974.32	705,605.93	32,833.83	-	32.47	32,866.30	738,472.23
ROAD & BRIDGE - PCT 2	650,588.93	761,741.70	158.57	151,877.32	1,260,611.88	81,423.21	-	80.52	81,503.73	1,342,115.61
ROAD & BRIDGE - PCT 3	1,796,889.96	47,811.12	294.31	93,801.45	1,751,193.94	69,653.61	-	68.88	69,722.49	1,820,916.43
ROAD & BRIDGE - PCT 4	953,761.92	40,682.38	148.11	191,538.88	803,053.53	80,643.44	-	79.74	80,723.18	883,776.71
H.I.D.T.A.	19,265.98	311,363.95	3.17	311,363.95	19,269.15	-	-	-	-	19,269.15
H.I.D.T.A. SEIZURE	31,857.80	-	5.24	-	31,863.04	1,788.24	-	1.80	1,790.04	33,653.08
DEBT SERVICE	127,429.07	7,275.12	21.89	750.00	133,976.08	2,300.02	-	2.25	2,302.27	136,278.35
CAPITAL PROJECTS	3,563.34	-	0.59	-	3,563.93	10,898.37	-	10.77	10,909.14	14,473.07
SHERIFF STATE SEIZURE	85,148.50	-	14.00	-	85,162.50	54.05	-	-	54.05	85,216.55
DISTRICT ATTY FORF	139,636.41	20,916.00	25.33	23,696.49	136,881.25	118,487.45	-	117.18	118,604.63	255,485.88
HEALTH INSURANCE	355,445.46	297,951.90	69.80	2,760.32	650,706.84	12,617.46	-	12.46	12,629.92	663,336.76
ECONOMIC DEVELOPMENT	-	-	-	-	-	2,267.08	-	2.24	2,269.32	2,269.32
TRUST	1,850,814.88	114,961.45	321.14	7,372.28	1,958,725.19	276,573.39	-	273.50	276,846.89	2,235,572.08
LAKE TRUST	243.05	-	0.04	-	243.09	100,436.65	-	99.33	100,535.98	100,779.07
REVOLVING & CLEARING	2,162,139.13	473,167.35	367.40	484,773.27	2,150,900.61	805.20	-	0.75	805.95	2,151,706.56
PAYROLL FUND	16,233.41	961,019.06	32.46	961,019.06	16,265.87	-	-	-	-	16,265.87
DISBURSEMENT FUND	100,094.38	3,332,025.30	126.94	3,332,025.30	100,221.32	-	-	-	-	100,221.32
2014 GO BONDS	102,079.53	-	16.78	-	102,096.31	-	-	-	-	102,096.31
SPECIAL REVENUE	687,689.67	-	112.64	5,865.60	681,936.71	-	-	-	-	681,936.71
SHERIFF FED SEIZURE	526,028.58	-	86.02	20,700.00	505,414.60	-	-	-	-	505,414.60
ELECTION CONTRACT	206,850.29	-	34.00	-	206,884.29	-	-	-	-	206,884.29
A.R.P.A.	4,796,634.19	-	780.98	82,683.95	4,714,731.22	-	-	-	-	4,714,731.22
<b>TOTAL</b>	<b>37,673,849.61</b>	<b>8,171,662.32</b>	<b>6,389.41</b>	<b>8,335,896.94</b>	<b>37,416,904.40</b>	<b>1,636,240.26</b>	<b>-</b>	<b>1,616.81</b>	<b>1,636,857.06</b>	<b>39,052,761.46</b>

INTEREST EARNED:	CURRENT MONTH	YTD
	8,006.22	66,701.25

  
 Prepared By: Jane McCollum / Chief Deputy Treasurer

7/13/2022  
Date

  
 Reviewed By: Terri Gillen / County Auditor

7/13/2022  
Date